

Adopted CAPITAL IMPROVEMENT PROGRAM

RESOURCE MANAGEMENT PLAN
FY 2016 - 17

City of Virginia Beach

Redistributed Schools Section Only by:
The Office of Facilities Planning & Construction
Adopted May 2016

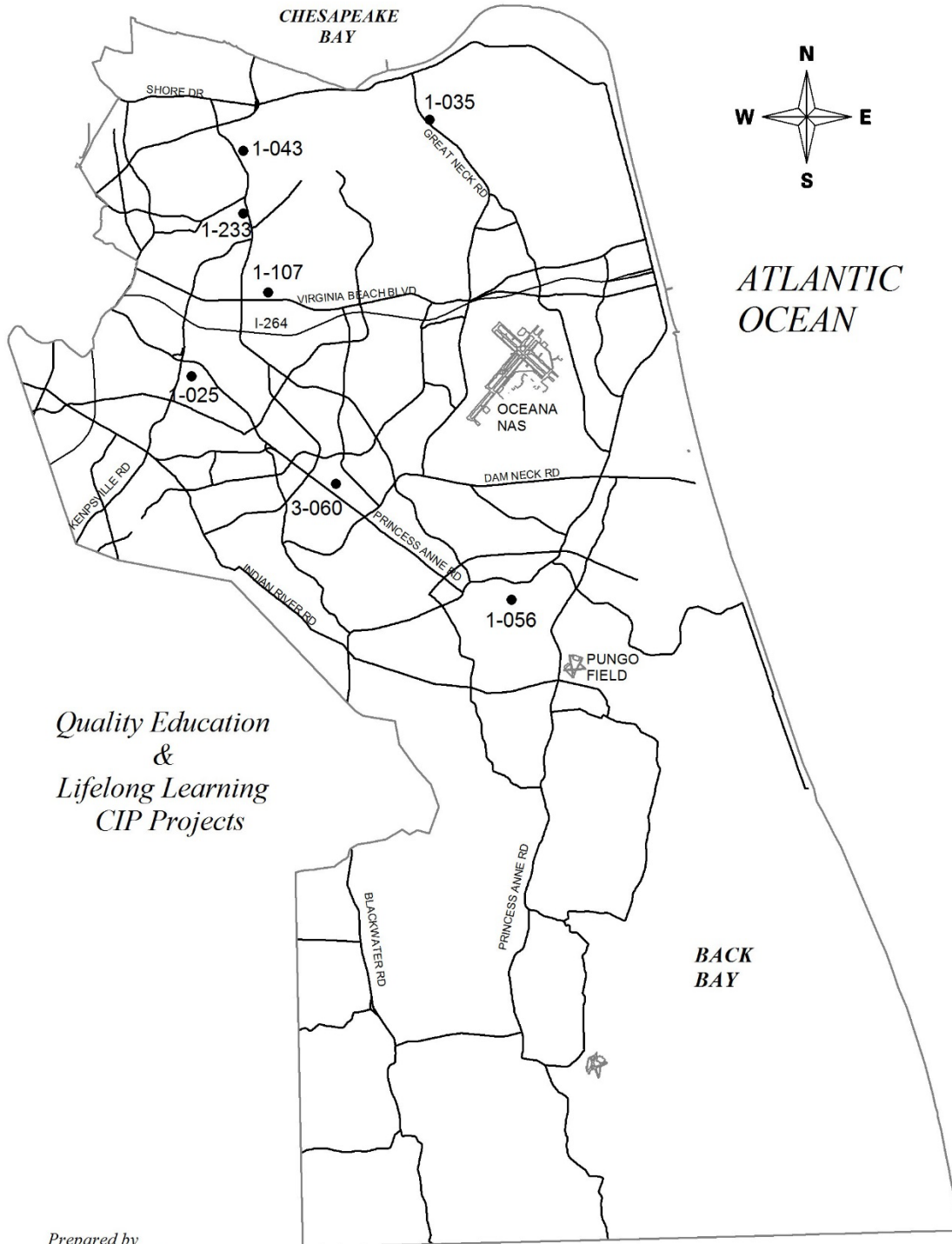




Quality Education & Lifelong Learning



Quality Education and Lifelong Learning
FY 2016-17 Through FY 2021-22 Capital Improvement Program
Citywide Project Map



*Quality Education
&
Lifelong Learning
CIP Projects*

*Prepared by
Center for GIS*



Schools



City of Virginia Beach, Virginia
Fiscal Years 2017 through 2022 Capital Improvement Program
Project Cost and Means of Finance Summary

Project # and Title/ Funding Source	Appropriations to Date	FY 2017 Budget	Un-Appropriated Subsequent Years					Total Programmed Costs
			FY 2018 Budget	FY 2019 Budget	FY 2020 Budget	FY 2021 Budget	FY 2022 Budget	
Quality Education and Lifelong Learning								
Schools								
1110000 Energy Performance Contracts II	0	5,000,000	5,000,000	5,000,000	0	0	0	15,000,000
1008000 Instructional Technology II	642,448	0	0	0	0	0	0	642,448
1035000 John B. Dey Elementary School Modernization	6,887,000	16,402,241	0	0	0	0	0	23,289,241
1233000 Kemps Landing/Old Donation School	63,615,000	0	0	0	0	0	0	63,615,000
1025000 Kempsville High School Entrepreneurial Academy Improvements	450,000	0	500,000	0	0	0	0	950,000
1107000 Princess Anne High School Replacement	0	0	0	0	6,568,000	19,841,000	19,041,000	45,450,000
1056000 Princess Anne Middle School Replacement	0	14,650,000	20,491,000	14,834,759	28,898,000	0	0	78,873,759
1003000 Renovation and Replacement Energy Management/Sustainability	1,550,000	1,325,000	1,000,000	1,500,000	1,600,000	1,700,000	1,800,000	10,475,000
1099000 Renovations and Replacements Grounds II	8,100,000	1,575,000	1,250,000	1,325,000	1,400,000	1,500,000	1,600,000	16,750,000
1103000 Renovations and Replacements HVAC Systems II	34,142,724	7,625,000	5,700,000	6,350,000	6,750,000	7,250,000	7,850,000	75,667,724
1104000 Renovations and Replacements Reroofing II	27,560,639	3,975,000	4,000,000	4,450,000	4,700,000	5,000,000	5,350,000	55,035,639
1105000 Renovations and Replacements Various II	11,460,000	1,650,000	1,750,000	1,850,000	1,975,000	2,100,000	2,250,000	23,035,000
1004000 Tennis Court Renovations II	400,000	200,000	200,000	200,000	0	0	0	1,000,000
1043000 Thoroughgood Elementary School Replacement	0	8,888,759	14,000,000	5,381,241	0	0	0	28,270,000
Total	154,807,811	61,291,000	53,891,000	40,891,000	51,891,000	37,391,000	37,891,000	438,053,811
Means of Financing								
Charter Bonds	0	32,300,000	32,300,000	32,300,000	32,300,000	32,300,000	32,300,000	193,800,000
Energy Performance Contracts	0	5,000,000	5,000,000	5,000,000	0	0	0	15,000,000
Public Facility Bonds	0	20,000,000	13,000,000	0	15,000,000	0	0	48,000,000
Pay-As-You-Go - Schools	0	0	0	0	1,000,000	1,500,000	2,000,000	4,500,000
ATD Local Funding	141,455,478	0	0	0	0	0	0	141,455,478
Fund Balance - General Fund	0	3,591,000	3,591,000	3,591,000	3,591,000	3,591,000	3,591,000	21,546,000
State Contribution	2,520,462	0	0	0	0	0	0	2,520,462
Interest on Deposits - School Capital Proj Fund	6,602,427	0	0	0	0	0	0	6,602,427
Sale of Property	4,229,444	400,000	0	0	0	0	0	4,629,444
Total	154,807,811	61,291,000	53,891,000	40,891,000	51,891,000	37,391,000	37,891,000	438,053,811

City of Virginia Beach, Virginia Fiscal Years 2017 through 2022 Capital Improvement Program								
Project: 1110000		Title: Energy Performance Contracts II				Status: Approved		
Category: Schools				Department: Public Education				
Project Type				Project Location				
Project Type: Rehabilitation/Replacement				District: Citywide				
Programmed Funding								
Programmed Funding	Appropriated To Date	Budgeted FY 2017	Non-Appropriated Programmed CIP Funding					Future Funding
			FY 2018	FY 2019	FY 2020	FY 2021	FY 2022	
15,000,000	0	5,000,000	5,000,000	5,000,000	0	0	0	0
Description and Scope								
As a measure to reduce energy costs while improving the learning environment, the School system has completed \$14.1 million of energy performance contracting work in 31 schools through CIP 1-109. This project would complete an additional \$15.0 million worth of performance contract work. The projects to be completed in this phase include replacement of outdated lighting and HVAC systems.								
Purpose and Need								
As a measure to reduce energy costs as well as protect the environment, the City and School system have adopted energy performance contracts. Energy performance contracts involve a vendor (contractor) conducting a detailed energy audit and then install improvements to a building that reduces energy cost. These savings exceed the cost of the improvements within a reasonable period. The savings are guaranteed by the contractor, who is required to acquire a performance bond. If the savings do not materialize, the shortfall is paid to the City.								
History and Current Status								
This represents a new project for FY 2016-17 CIP.								
Operating Budget Impacts								
Savings on energy costs are reflected in the school's operating budget.								

Project Map	Schedule of Activities		
<div>NO MAP REQUIRED</div>	Project Activities	From - To	Amount
	Inspections and Support	07/16 - 06/20	200,000
	Design	07/16 - 06/20	500,000
	Construction	07/16 - 06/20	13,800,000
	Contingencies	07/16 - 06/20	500,000
	Total Budgetary Cost Estimate:		15,000,000
	Means of Financing		
	Funding Subclass	Amount	
	Local Funding	15,000,000	
	Total Funding:		15,000,000

City of Virginia Beach, Virginia Fiscal Years 2017 through 2022 Capital Improvement Program									
Project: 1008000		Title: Instructional Technology II				Status: Approved			
Category: Schools				Department: Public Education					
Project Type					Project Location				
Project Type: Equipment					District: Citywide				
Programmed Funding									
Programmed Funding	Appropriated To Date	Budgeted FY 2017	Non-Appropriated Programmed CIP Funding						
			FY 2018	FY 2019	FY 2020	FY 2021	FY 2022	Future Funding	
642,448	642,448	0	0	0	0	0	0	0	0
Description and Scope									
This project will implement Phase II of the school division's instructional technology project resulting in the purchase of technology-related devices, thus moving towards a "one device to one student" arrangement in several schools.									
Purpose and Need									
This project will allow the division to begin to implement the next phase of the instructional technology project.									
History and Current Status									
This project first appeared in the FY 2015-16 CIP.									
Operating Budget Impacts									
Not Applicable.									

Project Map		Schedule of Activities	
<div style="border: 1px solid black; height: 300px; display: flex; align-items: center; justify-content: center; font-size: 24px; font-weight: bold;">NO MAP REQUIRED</div>	Project Activities	From - To	Amount
	Equipment	07/15 - 06/17	642,448
	Total Budgetary Cost Estimate:		642,448
	Means of Financing		
	Funding Subclass	Amount	
	Local Funding	642,448	

City of Virginia Beach, Virginia Fiscal Years 2017 through 2022 Capital Improvement Program

Project: 1035000	Title: John B. Dey Elementary School Modernization	Status: Approved
-------------------------	---	-------------------------

Category: Schools	Department: Public Education
--------------------------	-------------------------------------

Project Type

Project Location

Project Type: Rehabilitation/Replacement

District: Lynnhaven

Programmed Funding

Programmed Funding	Appropriated To Date	Budgeted FY 2017	Non-Appropriated Programmed CIP Funding					Future Funding
			FY 2018	FY 2019	FY 2020	FY 2021	FY 2022	
23,289,241	6,887,000	16,402,241	0	0	0	0	0	0

Description and Scope

This project is for the modernization of John B. Dey Elementary School.

Purpose and Need

John B. Dey Elementary School, originally built in 1956, can no longer adequately house the required instructional programs, and the facility is in need of major modernization. This project will extend the useful life of the facility by 25 to 30 years.

History and Current Status

This project first appeared in the FY 2004-05 CIP.

Operating Budget Impacts

Not Applicable.

Project Map



Schedule of Activities

Project Activities	From - To	Amount
Inspections and Support	03/17 - 09/19	150,000
Design	07/15 - 09/19	2,000,000
Construction	03/17 - 09/19	19,112,497
Furniture and Fixtures	06/19 - 09/19	500,000
Contingencies	07/15 - 09/19	1,526,744

Total Budgetary Cost Estimate:	<u>23,289,241</u>
---------------------------------------	-------------------

Means of Financing

Funding Subclass	Amount
Local Funding	23,289,241

Total Funding:	<u>23,289,241</u>
-----------------------	-------------------

Quality Education and Lifelong Learning

City of Virginia Beach, Virginia Fiscal Years 2017 through 2022 Capital Improvement Program

Project: 1233000		Title: Kemps Landing/Old Donation School					Status: Approved	
Category: Schools			Department: Public Education					
Project Type					Project Location			
Project Type: Rehabilitation/Replacement					District: Bayside			
Programmed Funding								
Programmed Funding	Appropriated To Date	Budgeted FY 2017	Non-Appropriated Programmed CIP Funding					Future Funding
			FY 2018	FY 2019	FY 2020	FY 2021	FY 2022	
63,615,000	63,615,000	0	0	0	0	0	0	-10

Description and Scope

This project is for the replacement of Old Donation Center and Kemps Landing Magnet schools with a consolidated facility.

Purpose and Need

Old Donation Center, originally built in 1965, and Kemps Landing Magnet built in 1957, can no longer adequately house the required instructional programs, and the facilities are in need of replacement. This project will extend the useful life of the facility by 40 to 50 years.

History and Current Status

This project first appeared in the FY 2000-01 CIP. Separate modernization projects for both Old Donation Center and Kemps Landing Magnet were in the FY 2000-01 CIP as part of the School Modernization Plan, approved by the School Board and City Council in January 1999. This consolidated project is a product of staff briefings received by the School Board in Fall 2009. Appropriations to date include \$255,000 approved by City Council on December 2, 2014 to fund an emergency generator to support the facility as a Category II Hurricane Shelter.

Operating Budget Impacts

Not Applicable.

Project Map



Schedule of Activities

Project Activities	From - To	Amount
Inspections and Support	07/14 - 09/17	200,000
Design	11/11 - 09/17	4,027,333
Construction	07/14 - 09/17	53,702,778
Furniture and Fixtures	09/16 - 09/17	2,995,000
Contingencies	11/11 - 09/17	2,689,889

Total Budgetary Cost Estimate: 63,615,000

Means of Financing

Funding Subclass	Amount
Interest on Deposits - School Capital Proj Fund	190,073
Local Funding	63,424,937

Total Funding: 63,615,010

Quality Education and Lifelong Learning

City of Virginia Beach, Virginia Fiscal Years 2017 through 2022 Capital Improvement Program

Project: 1025000		Title: Kempsville High School Entrepreneurial Academy Improvements				Status: Approved		
Category: Schools				Department: Public Education				
Project Type					Project Location			
Project Type: Rehabilitation/Replacement					District: Kempsville			
Programmed Funding								
Programmed Funding	Appropriated To Date	Budgeted FY 2017	Non-Appropriated Programmed CIP Funding					Future Funding
			FY 2018	FY 2019	FY 2020	FY 2021	FY 2022	
950,000	450,000	0	500,000	0	0	0	0	0

Description and Scope

This project will fund renovations to Kempsville High School to support the Entrepreneurial Academy.

Purpose and Need

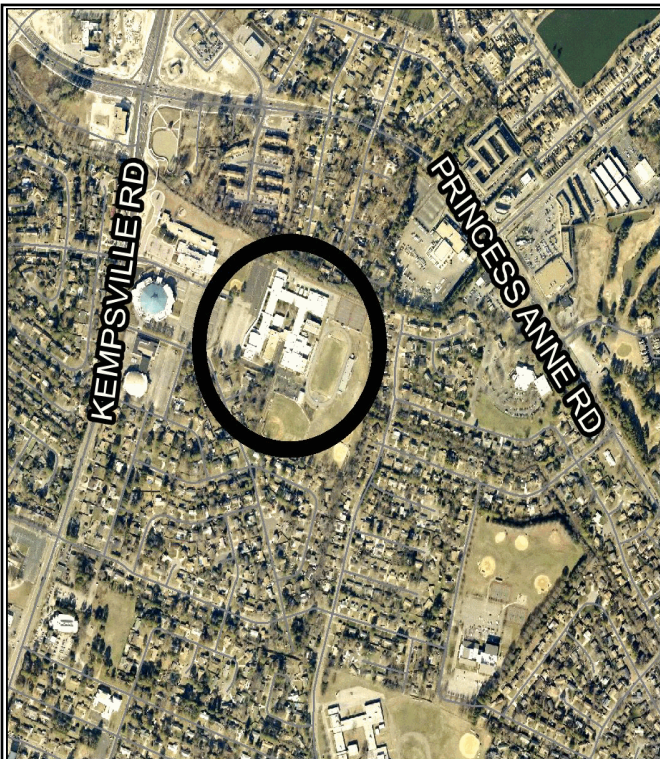
On October 6, 2015, the School Board approved the Kempsville High School Entrepreneurial Academy. The Academy is scheduled to enroll students in school year 2016-17. Improvements to support the academy are scheduled to be constructed in two phases over two consecutive summers (2017 and 2018). Appropriations to date reflect \$450,000 in surplus funds from project 1-019 Great Neck Middle School Replacement.

History and Current Status

This represents a new project for FY 2016-17 CIP.

Operating Budget Impacts

Project Map



Schedule of Activities

Project Activities	From - To	Amount
Inspections and Support	07/17 - 12/18	25,000
Design	07/16 - 12/18	100,000
Construction	07/17 - 12/18	750,000
Contingencies	07/16 - 12/18	75,000

Total Budgetary Cost Estimate: 950,000

Means of Financing

Funding Subclass	Amount
Local Funding	950,000

Total Funding: 950,000

Quality Education and Lifelong Learning

City of Virginia Beach, Virginia Fiscal Years 2017 through 2022 Capital Improvement Program								
Project: 1107000		Title: Princess Anne High School Replacement				Status: Approved		
Category: Schools				Department: Public Education				
Project Type				Project Location				
Project Type: Rehabilitation/Replacement				District: Lynnhaven				
Programmed Funding								
Programmed Funding	Appropriated To Date	Budgeted FY 2017	Non-Appropriated Programmed CIP Funding					Future Funding
			FY 2018	FY 2019	FY 2020	FY 2021	FY 2022	
45,450,000	0	0	0	0	6,568,000	19,841,000	19,041,000	59,550,000
Description and Scope								
This project is for the replacement of Princess Anne High School.								
Purpose and Need								
Princess Anne High School, originally built in 1954, can no longer adequately house the required instructional programs, and the facility is in need of replacement. This project will extend the useful life of the facility by 40 to 50 years.								
History and Current Status								
This project first appeared in the FY 2008-09 CIP. This project was unfunded and completion date delayed by the School Board on March 15, 2011. In the FY 2014-15 CIP, first year funding was shifted to FY 2018-19.								
Operating Budget Impacts								
Not Applicable.								

Project Map

Schedule of Activities

Project Activities	From - To	Amount
Inspections and Support	07/22 - 09/25	350,000
Design	07/19 - 09/25	6,443,333
Construction	07/22 - 09/25	85,911,111
Furniture and Fixtures	07/22 - 09/25	8,000,000
Contingencies	07/19 - 09/25	4,295,556

Total Budgetary Cost Estimate:	105,000,000
--------------------------------	-------------

Means of Financing

Funding Subclass	Amount
Local Funding	45,450,000

Total Funding:	45,450,000
----------------	------------

City of Virginia Beach, Virginia Fiscal Years 2017 through 2022 Capital Improvement Program

Project: 1056000		Title: Princess Anne Middle School Replacement				Status: Approved		
Category: Schools			Department: Public Education					
Project Type					Project Location			
Project Type: Rehabilitation/Replacement					District: Princess Anne			
Programmed Funding								
Programmed Funding	Appropriated To Date	Budgeted FY 2017	Non-Appropriated Programmed CIP Funding					Future Funding
			FY 2018	FY 2019	FY 2020	FY 2021	FY 2022	
78,873,759	0	14,650,000	20,491,000	14,834,759	28,898,000	0	0	0

Description and Scope

This project is for the replacement of Princess Anne Middle School.

Purpose and Need

Princess Anne Middle School, originally built in 1974, can no longer adequately house the required instructional programs, and the facility is in need of replacement. This project will extend the useful life of the facility by 40 to 50 years.

History and Current Status

This project first appeared in the FY 2005-06 CIP. This project was originally scheduled as a modernization. A modernization study completed in 2005 recommended that this facility be torn down and replaced on the same site. The project's name was changed in the FY 2006-07 CIP to reflect the increased scope.

Operating Budget Impacts

Not Applicable.

Project Map



Schedule of Activities

Project Activities	From - To	Amount
Inspections and Support	09/18 - 09/21	500,000
Design	07/16 - 09/21	4,924,917
Construction	09/18 - 09/21	65,665,564
Furniture and Fixtures	01/21 - 09/21	4,500,000
Contingencies	07/16 - 09/21	3,283,278

Total Budgetary Cost Estimate: 78,873,759

Means of Financing

Funding Subclass	Amount
Local Funding	78,873,759

Total Funding: 78,873,759

Quality Education and Lifelong Learning

City of Virginia Beach, Virginia Fiscal Years 2017 through 2022 Capital Improvement Program								
Project: 1003000		Title: Renovation and Replacement Energy Management/Sustainability				Status: Approved		
Category: Schools				Department: Public Education				
Project Type				Project Location				
Project Type: Rehabilitation/Replacement				District: Citywide				
Programmed Funding								
Programmed Funding	Appropriated To Date	Budgeted FY 2017	Non-Appropriated Programmed CIP Funding					Future Funding
			FY 2018	FY 2019	FY 2020	FY 2021	FY 2022	
10,475,000	1,550,000	1,325,000	1,000,000	1,500,000	1,600,000	1,700,000	1,800,000	0
Description and Scope								
This project is for maintenance and sustainably related projects that will support the school division's efforts to conserve energy and promote sustainable business practices while improving the learning environment.								
Purpose and Need								
Older schools were constructed with less-energy efficient materials that are now available, and will produce energy savings.								
History and Current Status								
This project first appeared in the FY 2014-15 CIP.								
Operating Budget Impacts								
Savings on energy costs are reflected in the Schools Operating Budget.								

Project Map	Schedule of Activities		
<div>NO MAP REQUIRED</div>	Project Activities	From - To	Amount
	Inspections and Support	07/14 - 06/22	250,000
	Design	07/14 - 06/22	800,000
	Construction	07/14 - 06/22	8,975,000
	Contingencies	07/14 - 06/22	450,000
	Total Budgetary Cost Estimate:		10,475,000
	Means of Financing		
	Funding Subclass	Amount	
	Local Funding	10,475,000	
	Total Funding:		10,475,000

City of Virginia Beach, Virginia Fiscal Years 2017 through 2022 Capital Improvement Program								
Project: 1099000		Title: Renovations and Replacements Grounds II				Status: Approved		
Category: Schools				Department: Public Education				
Project Type				Project Location				
Project Type: Rehabilitation/Replacement				District: Citywide				
Programmed Funding								
Programmed Funding	Appropriated To Date	Budgeted FY 2017	Non-Appropriated Programmed CIP Funding					Future Funding
			FY 2018	FY 2019	FY 2020	FY 2021	FY 2022	
16,750,000	8,100,000	1,575,000	1,250,000	1,325,000	1,400,000	1,500,000	1,600,000	0
Description and Scope								
This project provides for the addition, renovation and replacement of school grounds infrastructure, including but not limited to, parking lot and play areas, sidewalk replacements, basketball goal replacements, outdoor track resurfacing, storm drainage repairs and other related improvements to outdoor infrastructure/assets at miscellaneous schools.								
Purpose and Need								
As schools and their infrastructure continue to age, there is an increasing need to perform long-term maintenance of school grounds. This project provides resources to repair/alter and maintain school grounds and to provide improvements to extend the useful life of specific elements of school grounds.								
History and Current Status								
This project first appeared in the FY 2006-07 CIP.								
Operating Budget Impacts								
Not Applicable.								

Project Map	Schedule of Activities		
NO MAP REQUIRED	Project Activities	From - To	Amount
	Inspections and Support	07/06 - 06/22	500,000
	Design	07/06 - 06/22	700,000
	Construction	07/06 - 06/22	15,050,000
	Contingencies	07/06 - 06/22	500,000
	Total Budgetary Cost Estimate:		16,750,000
	Means of Financing		
	Funding Subclass	Amount	
	Local Funding	15,000,000	
	Interest on Deposits - School Capital Proj Fund	900,000	
Sale of Property	850,000		
Total Funding:		16,750,000	

City of Virginia Beach, Virginia Fiscal Years 2017 through 2022 Capital Improvement Program								
Project: 1103000		Title: Renovations and Replacements HVAC Systems II				Status: Approved		
Category: Schools				Department: Public Education				
Project Type				Project Location				
Project Type: Rehabilitation/Replacement				District: Citywide				
Programmed Funding								
Programmed Funding	Appropriated To Date	Budgeted FY 2017	Non-Appropriated Programmed CIP Funding					Future Funding
			FY 2018	FY 2019	FY 2020	FY 2021	FY 2022	
75,667,724	34,142,724	7,625,000	5,700,000	6,350,000	6,750,000	7,250,000	7,850,000	0
Description and Scope								
This project provides for the renovation and replacement of heating, ventilation and air conditioning systems throughout the division.								
Purpose and Need								
As existing school facilities become older, the need to replace and upgrade heating, ventilation, and air conditioning (HVAC) systems is necessary to maintain adequate learning environments and to extend the useful life of facilities with older mechanical systems. This project provides resources to ensure that adequate heating, cooling, and ventilation is available in school sites through projects to provide improved or upgraded systems in schools throughout the division.								
History and Current Status								
This project first appeared in the FY 2006-07 CIP.								
Operating Budget Impacts								
Savings on energy costs are reflected in the Schools Operating Budget.								

Project Map	Schedule of Activities		
<div>NO MAP REQUIRED</div>	Project Activities	From - To	Amount
	Inspections and Support	07/07 - 06/22	1,250,000
	Design	07/06 - 06/22	5,000,000
	Construction	07/06 - 06/22	66,917,724
	Contingencies	07/06 - 06/22	2,500,000
	Total Budgetary Cost Estimate:		75,667,724
	Means of Financing		
	Funding Subclass	Amount	
	Local Funding	73,199,711	
	State Contribution	2,119,991	
	Interest on Deposits - School Capital Proj Fund	78,354	
	Sale of Property	269,668	
Total Funding:			75,667,724

City of Virginia Beach, Virginia Fiscal Years 2017 through 2022 Capital Improvement Program								
Project: 1104000		Title: Renovations and Replacements Reroofing II					Status: Approved	
Category: Schools				Department: Public Education				
Project Type				Project Location				
Project Type: Rehabilitation/Replacement				District: Citywide				
Programmed Funding								
Programmed Funding	Appropriated To Date	Budgeted FY 2017	Non-Appropriated Programmed CIP Funding					Future Funding
			FY 2018	FY 2019	FY 2020	FY 2021	FY 2022	
55,035,639	27,560,639	3,975,000	4,000,000	4,450,000	4,700,000	5,000,000	5,350,000	0
Description and Scope								
This project provides for the renovations and replacement of aging roofing systems throughout the division.								
Purpose and Need								
School facilities represent a significant portion of the city's infrastructure inventory. Given both the magnitude of this investment and the importance of maintaining safe, appropriate learning environments for our children, timely maintenance and upgrades to these facilities is critical. An important element of any facility is maintenance of roof integrity to protect the facility. As the average age of school physical facilities increases, the need for more renovations and system replacements to extend the useful life of the facilities for educational purposes increases. This project provides for roof replacements and major renovations, as appropriate, at identified school facilities.								
History and Current Status								
This project first appeared in the FY 2006-07 CIP.								
Operating Budget Impacts								
Not Applicable.								

Project Map	Schedule of Activities		
<div>NO MAP REQUIRED</div>	Project Activities	From - To	Amount
	Inspections and Support	07/06 - 06/22	1,100,000
	Design	07/06 - 06/22	3,750,000
	Construction	07/06 - 06/22	48,185,639
	Contingencies	07/06 - 06/22	2,000,000
	Total Budgetary Cost Estimate:		55,035,639
	Means of Financing		
	Funding Subclass	Amount	
	State Contribution	400,471	
	Interest on Deposits - School Capital Proj Fund	4,234,000	
	Sale of Property	2,138,776	
	Local Funding	48,262,392	
Total Funding:			55,035,639

City of Virginia Beach, Virginia Fiscal Years 2017 through 2022 Capital Improvement Program								
Project: 1105000		Title: Renovations and Replacements Various II				Status: Approved		
Category: Schools				Department: Public Education				
Project Type				Project Location				
Project Type: Rehabilitation/Replacement				District: Citywide				
Programmed Funding								
Programmed Funding	Appropriated To Date	Budgeted FY 2017	Non-Appropriated Programmed CIP Funding					Future Funding
			FY 2018	FY 2019	FY 2020	FY 2021	FY 2022	
23,035,000	11,460,000	1,650,000	1,750,000	1,850,000	1,975,000	2,100,000	2,250,000	0
Description and Scope								
As the age of school facilities increases, the need for more renovations and system replacements has risen so that the useful life of the facilities for housing children for educational purposes can be extended. Inventory and analysis of the renovation needs of existing facilities has identified various major repair needs (masonry repair, asbestos removal, lighting) and replacement (language labs, hallway lockers, ceilings, bleachers, windows, gym floors) in schools throughout the system along with the need for various renovations of an emergency nature.								
Purpose and Need								
School facilities represent a major investment and component of the city's infrastructure. As such, the maintenance of these facilities is imperative to ensure the maintenance of this investment in a condition which provides an appropriate learning environment for our children. This project provides resources to both repair and maintain facilities and to provide improvements and upgrades to extend the useful life of the school facilities.								
History and Current Status								
This project first appeared in the FY 2006-07 CIP.								
Operating Budget Impacts								
Not Applicable.								

Project Map	Schedule of Activities		
<div>NO MAP REQUIRED</div>	Project Activities	From - To	Amount
	Inspections and Support	07/06 - 06/22	800,000
	Design	07/06 - 06/22	1,750,000
	Construction	07/06 - 06/22	19,235,000
	Contingencies	07/06 - 06/22	1,250,000
	Total Budgetary Cost Estimate:		23,035,000
	Means of Financing		
	Funding Subclass	Amount	
	Local Funding	20,864,000	
	Interest on Deposits - School Capital Proj Fund	1,200,000	
	Sale of Property	971,000	
Total Funding:			23,035,000

City of Virginia Beach, Virginia Fiscal Years 2017 through 2022 Capital Improvement Program								
Project: 1004000		Title: Tennis Court Renovations II				Status: Approved		
Category: Schools				Department: Public Education				
Project Type				Project Location				
Project Type: Rehabilitation/Replacement				District: Citywide				
Programmed Funding								
Programmed Funding	Appropriated To Date	Budgeted FY 2017	Non-Appropriated Programmed CIP Funding					Future Funding
			FY 2018	FY 2019	FY 2020	FY 2021	FY 2022	
1,000,000	400,000	200,000	200,000	200,000	0	0	0	0
Description and Scope								
This project is a cooperative effort by schools and the city to implement a citywide program for renovation and rehabilitation of public tennis courts at various school and park sites.								
Purpose and Need								
This project will provide safe and well maintained tennis facilities for use by the general public. An efficient and effective tennis court maintenance plan requires routine surface treatment, patching, and periodic renovations/rehabilitation. In addition, some tennis courts will have to be completely rebuilt or renovated.								
History and Current Status								
This project first appeared in the FY 2014-15 CIP.								
Operating Budget Impacts								
Not Applicable.								

Project Map	Schedule of Activities		
NO MAP REQUIRED	Project Activities	From - To	Amount
	Design	07/14 - 06/20	75,000
	Construction	07/14 - 06/20	850,000
	Contingencies	07/14 - 06/20	75,000
	Total Budgetary Cost Estimate:		1,000,000
	Means of Financing		
	Funding Subclass	Amount	
	Local Funding	1,000,000	
	Total Funding:		1,000,000

City of Virginia Beach, Virginia Fiscal Years 2017 through 2022 Capital Improvement Program

Project: 1043000		Title: Thoroughgood Elementary School Replacement					Status: Approved		
Category: Schools				Department: Public Education					
Project Type					Project Location				
Project Type: Rehabilitation/Replacement					District: Bayside				
Programmed Funding									
Programmed Funding	Appropriated To Date	Budgeted FY 2017	Non-Appropriated Programmed CIP Funding					Future Funding	
			FY 2018	FY 2019	FY 2020	FY 2021	FY 2022		
28,270,000	0	8,888,759	14,000,000	5,381,241	0	0	0	0	

Description and Scope

This project is for the replacement of Thoroughgood Elementary School.

Purpose and Need

Thoroughgood Elementary School, originally built in 1958, can no longer adequately house the required instructional programs and the facility is in need of major modernization. This project will extend the useful life of the facility by 40 to 50 years.

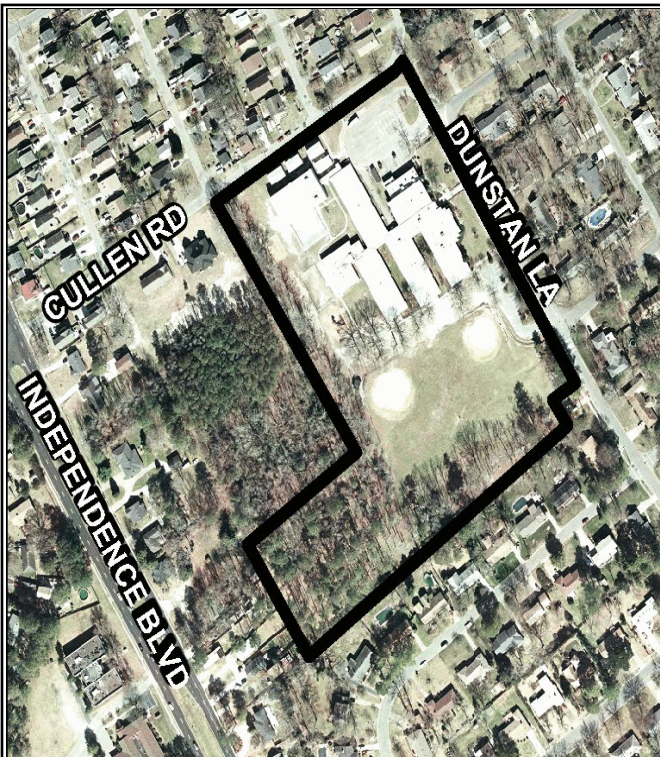
History and Current Status

This project first appeared in the FY 2004-05 CIP. This cost estimate is provided after the comprehensive modernization study made a recommendation on this facility.

Operating Budget Impacts

Not Applicable.

Project Map



Schedule of Activities

Project Activities	From - To	Amount
Inspections and Support	09/18 - 09/20	175,000
Design	07/16 - 09/20	1,843,000
Construction	09/18 - 09/20	24,573,333
Furniture and Fixtures	12/19 - 09/20	450,000
Contingencies	07/16 - 09/20	1,228,667

Total Budgetary Cost Estimate: 28,270,000

Means of Financing

Funding Subclass	Amount
Local Funding	28,270,000

Total Funding: 28,270,000

Quality Education and Lifelong Learning